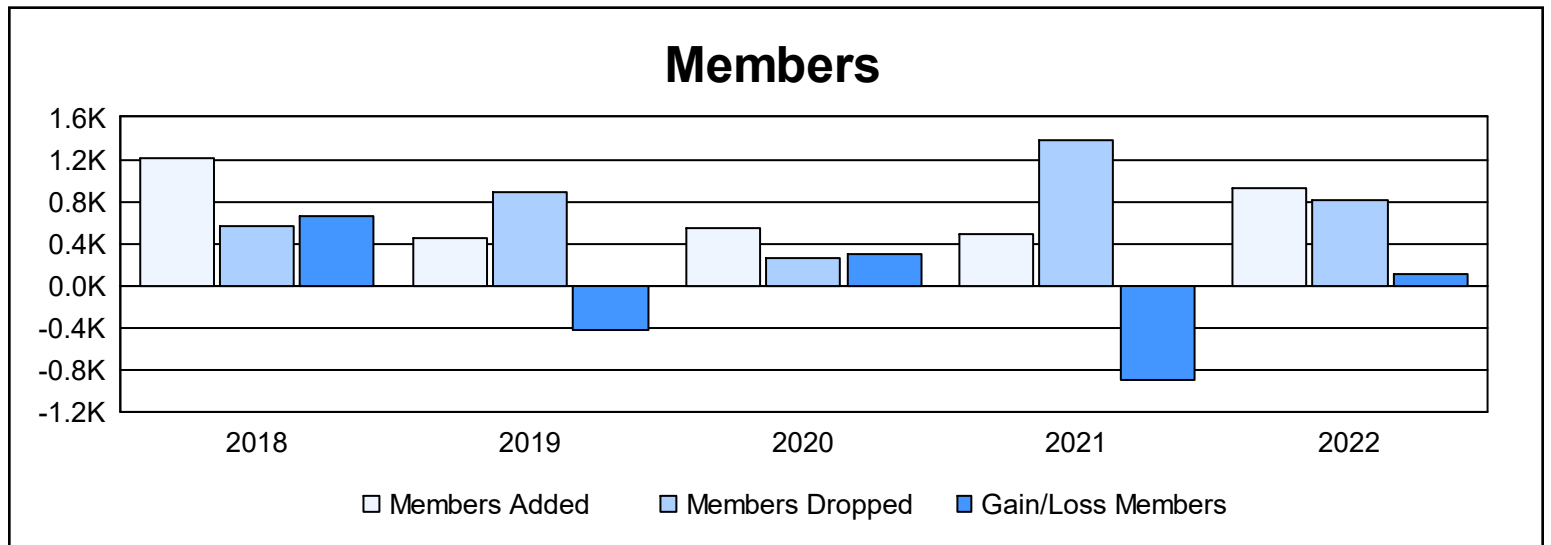
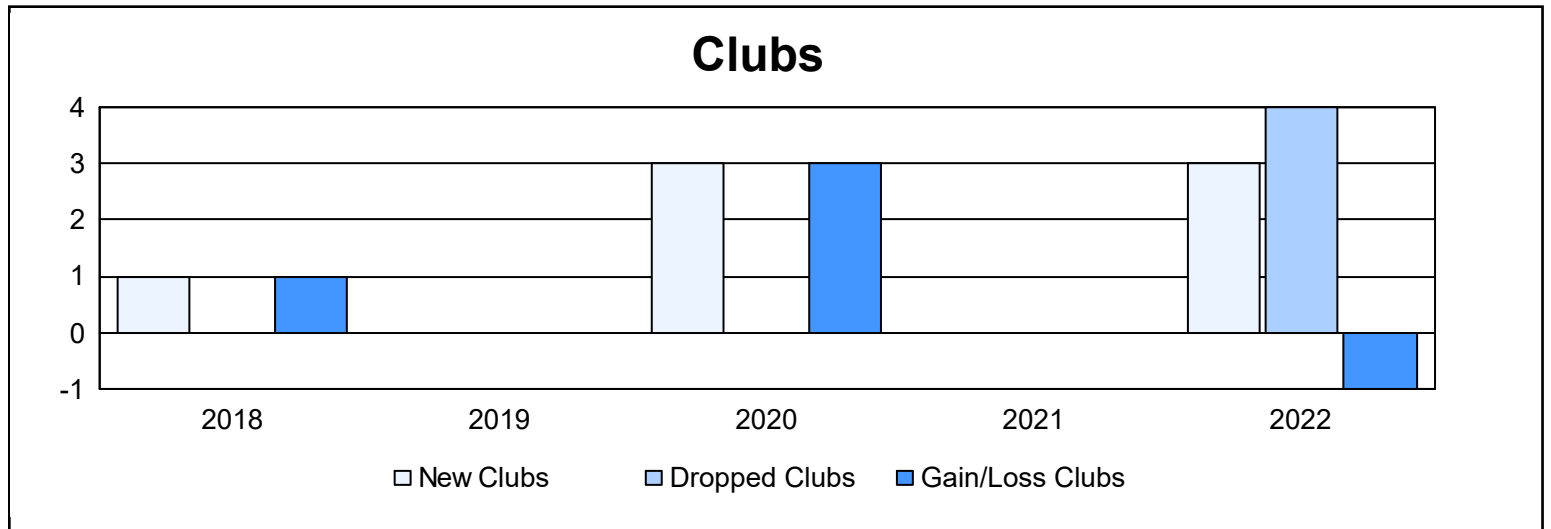
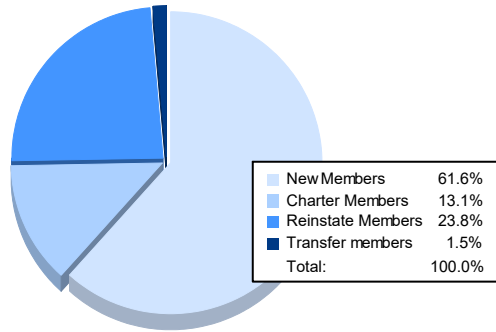


| Year           | New Clubs | Dropped Clubs | Gain/ Loss Clubs | New Members | Charter Members | Reinstate Members | Transfer Members | Total Member Added | Total Members Dropped | Gain/ Loss Members |
|----------------|-----------|---------------|------------------|-------------|-----------------|-------------------|------------------|--------------------|-----------------------|--------------------|
| 2017-2018      | 1         | 0             | 1                | 1,131       | 65              | 8                 | 11               | 1,215              | 556                   | 659                |
| 2018-2019      | 0         | 0             | 0                | 431         | 6               | 16                | 6                | 459                | 878                   | -419               |
| 2019-2020      | 3         | 0             | 3                | 390         | 104             | 45                | 14               | 553                | 260                   | 293                |
| 2020-2021      | 0         | 0             | 0                | 372         | 30              | 68                | 14               | 484                | 1,375                 | -891               |
| 2021-2022      | 3         | 4             | -1               | 564         | 120             | 218               | 14               | 916                | 808                   | 108                |
| <b>Average</b> | <b>1</b>  | <b>1</b>      | <b>1</b>         | <b>578</b>  | <b>65</b>       | <b>71</b>         | <b>12</b>        | <b>725</b>         | <b>775</b>            | <b>-50</b>         |



### Membership Composition June 2022 Cumulative



### Gender Composition June 2022 Cumulative

